



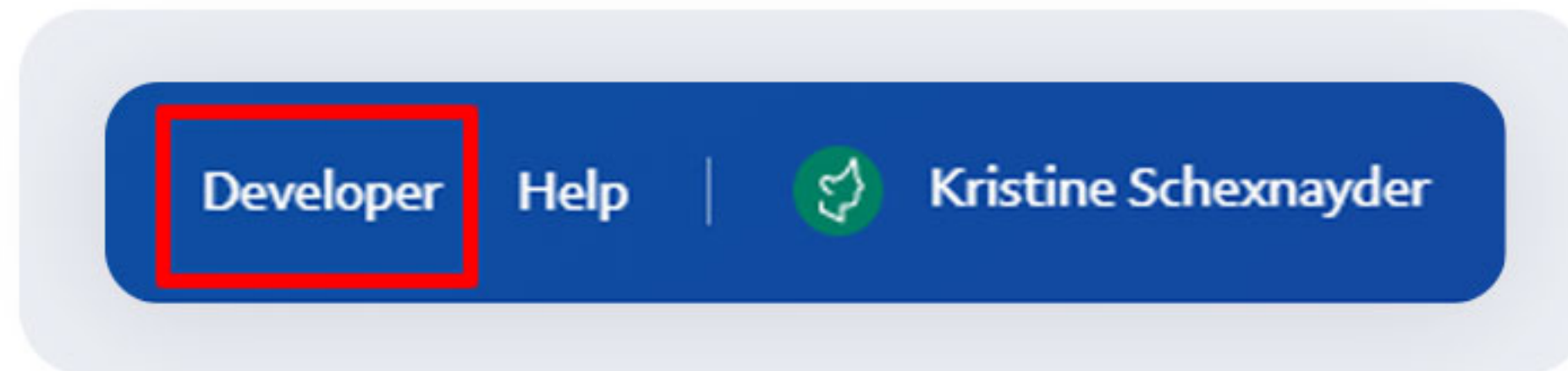
How to integrate PayPal with the Livebox OTT Toolkit?



Pre-requisites

- ✓ An active PayPal business account
- ✓ An active Livebox OTT subscription

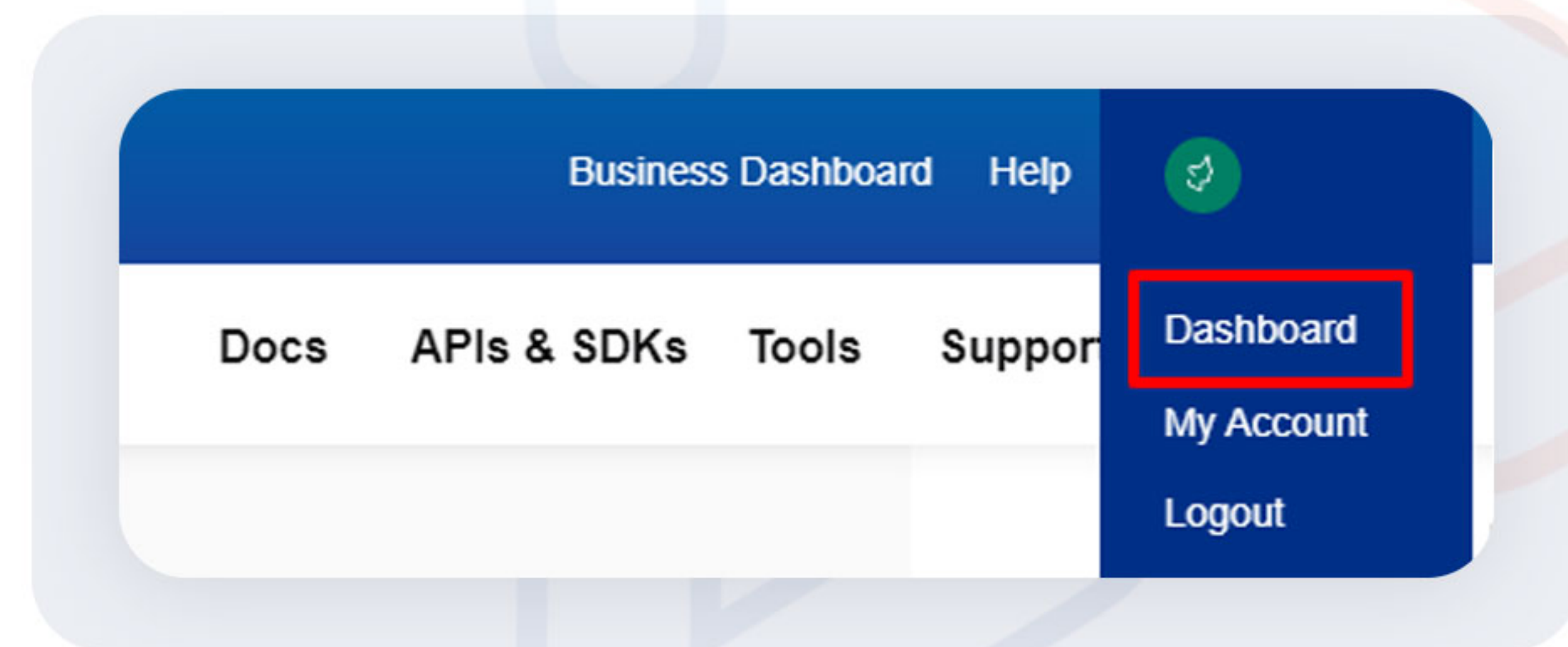
STEP 1



- ✓ Log in to your PayPal account.
- ✓ Go into the "Developer" menu.

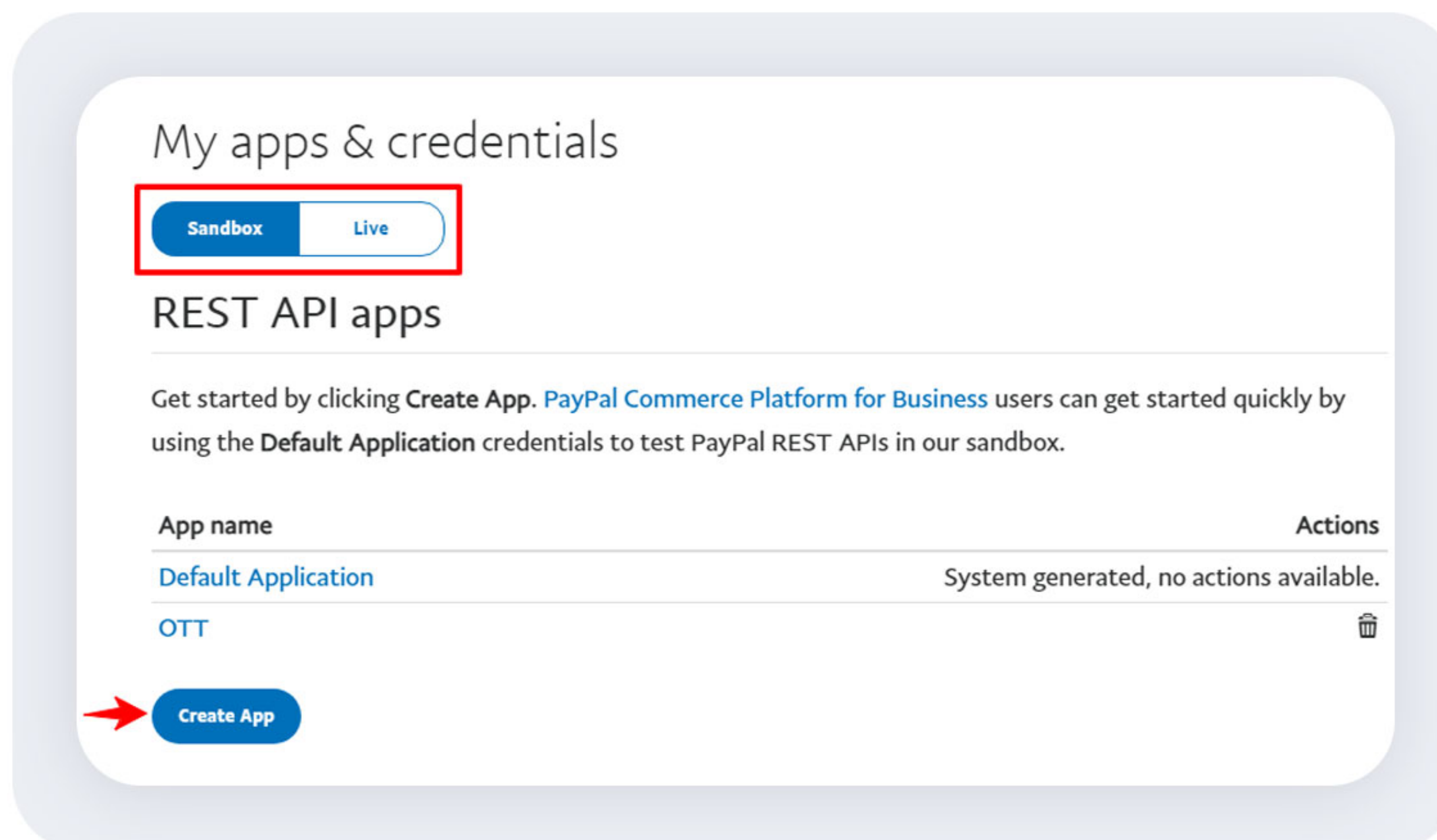

STEP 2

Hover on your name and click the "Dashboard" menu.



STEP 3

Then, go into
"My Apps & Credentials."



STEP 4

- ✓ Now, select the "Sandbox or Live" option according to your preference.
- ✓ Then click the "Create App" button.

NOTE:

Sandbox- Sample API keys
Live- Live API Keys



STEP 5

Create New App

Before you create your new app, let us know what kind of solution you're looking for.

Application Details

App Name

Toolkit

App Type

- ☒ **Merchant** – Accept payments as a merchant (seller)
- ☐ **Platform** – Move payments to sellers as a platform (marketplace, crowdfunding, or e-commerce platform)

Sandbox Business Account

sb-e5m 7@business.example.cc

As a reminder, all apps created under your account should be related to your business and the type of business it conducts.

By clicking the button below, you agree to [PayPal Developer Agreement](#) (US accounts only).

Create App

- ✓ Enter an app name.
- ✓ Select the "Merchant" option as an app type.
- ✓ Then click the "Create App" button.

On creating an app, you'll get a **Client ID** & **Secret key**.

STEP 6

Copy the Client ID.

Toolkit

App display name: Toolkit

SANDBOX API CREDENTIALS

Sandbox account

sb-e5md 7@business.example.com

Client ID

AYR29JFwYQxhpwoh6M3PviNwc_OPCHLXF3frsqW2U0aPHISCK2Cfp5swYVo22-oleQQDIQ3DwRL91e-y

Secret

Show

Secret
Hide

Note: When you generate a new secret, you still maintain the original secret. The maximum number of client secrets is two. A client secret is either in enabled or disabled state.

Created	Secret	Status	Action
Mar 02, 2022	EN-aztc F6B1WV4glek104rRilyb0	Enabled	...

Generate new secret

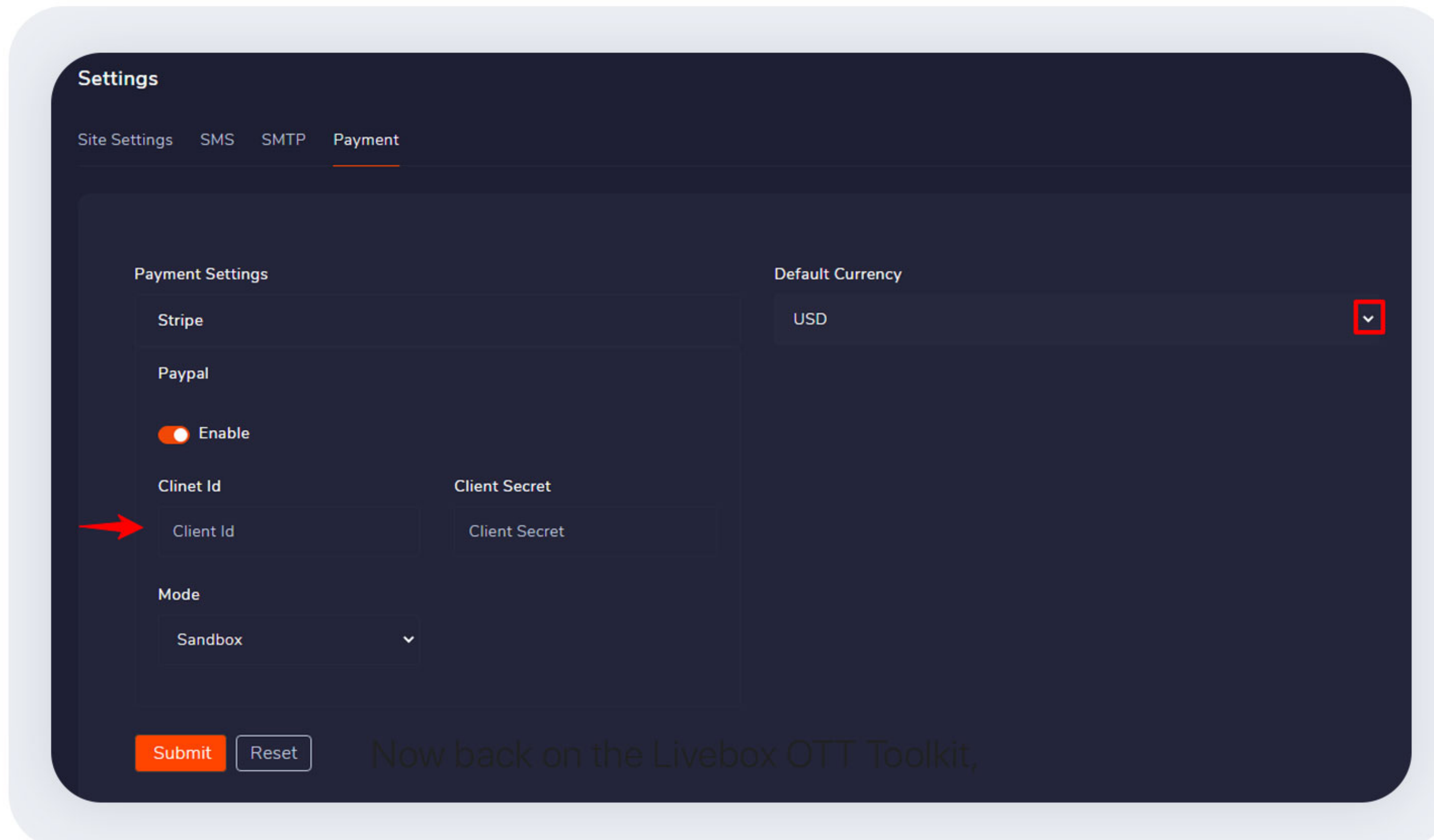

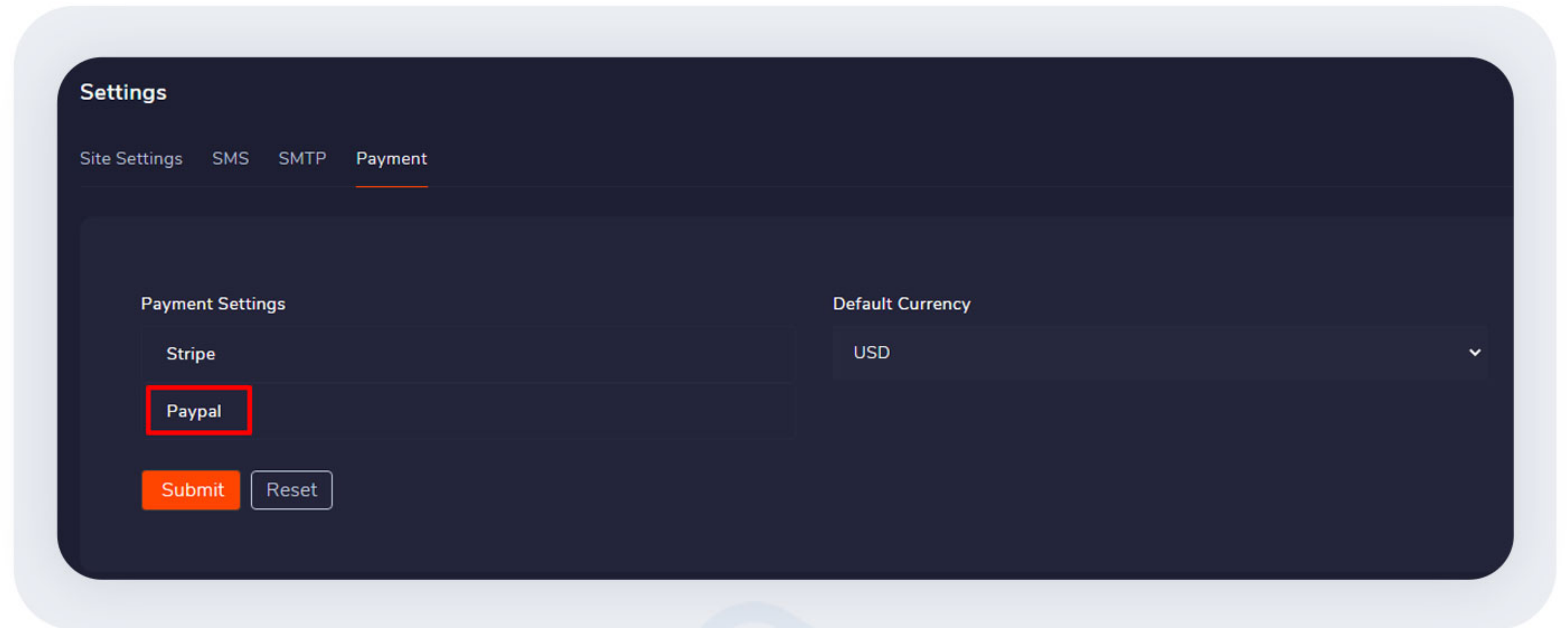
STEP 7

Then click "Show" to get the secret key and copy the key.

Now back on the Livebox OTT Toolkit,

STEP 8

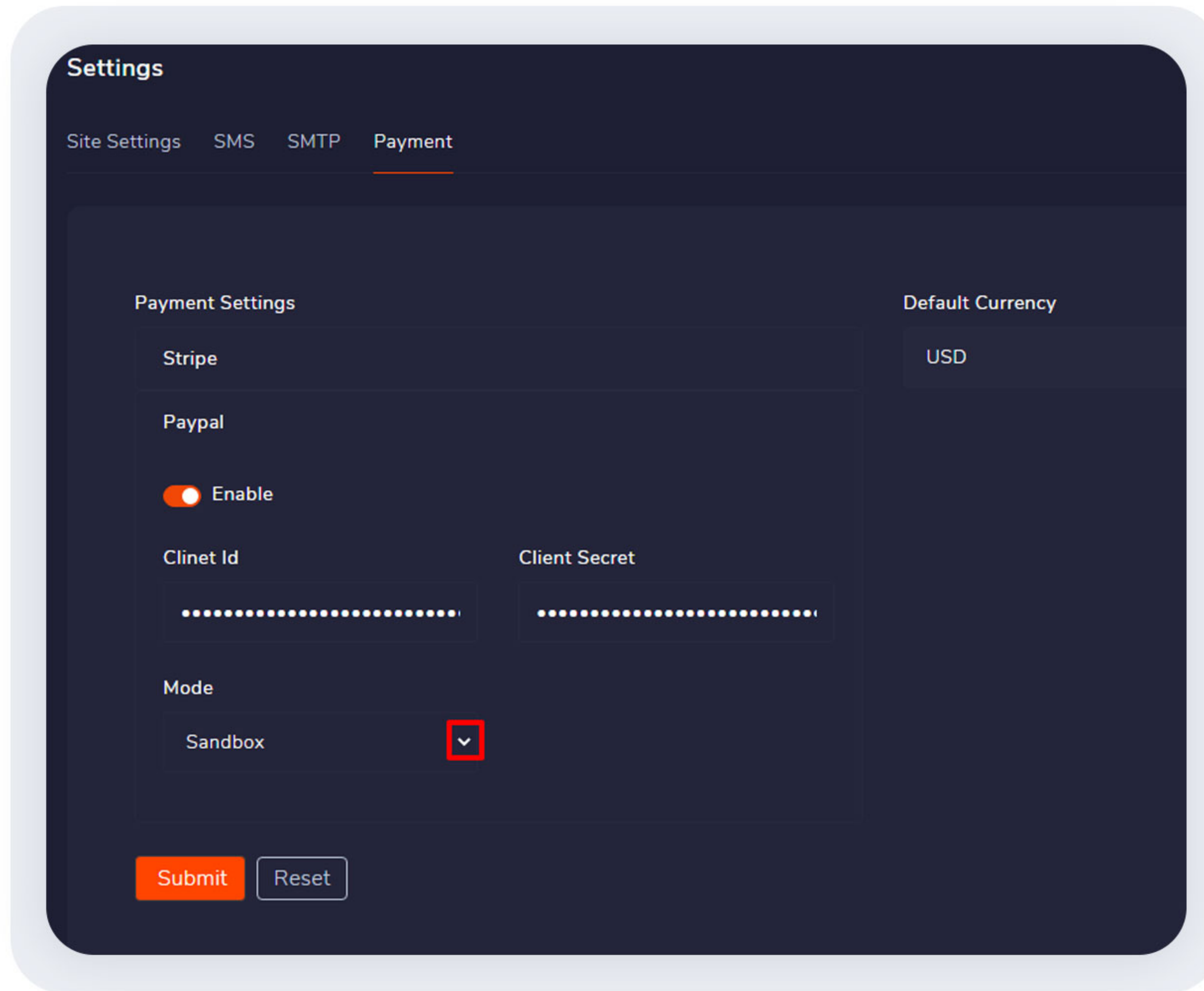
- ✓ Go to the "Payment" settings.
- ✓ Click on the PayPal option.



STEP 9

- ✓ Set the currency as USD.
- ✓ Enter the copied client ID & Client Secret keys.





Settings

Site Settings SMS SMTP Payment

Payment Settings

Stripe

Paypal

☒ Enable

Client Id

Client Secret

Mode

Sandbox ▼

STEP 10

- ✓ Then select the mode as Sandbox or Live based on the keys you have generated.
- ✓ Finally, click the "Submit" button.



**You have successfully
enabled the PayPal payment method for your OTT platform.**